

2023 JOHNSTON COUNTY ASSESSOR'S OFFICE REPORT TO THE EXCISE BOARD

07/28/2023

City/Village								
DISTRICT	DESCRIPTION	PERSONAL PROPERTY	REAL PROPERTY	PUBLIC SERVICE	TOTAL VALUATION	HOMESTEAD EXEMPTIONS	OTHER EXEMPTIONS	NET VALUATION
T001	Tishomingo City	1,209,522	12,772,311	942,546	14,924,379	394,940	223,542	14,305,897
T002	Mannsville City	207,657	3,038,296	229,474	3,475,427	170,102	56,210	3,249,115
T003	Milburn City	81,692	877,062	82,880	1,041,634	58,000	40,185	943,449
CITY/VILLAGE TOTAL VALUATION		1,498,871	16,687,669	1,254,900	19,441,440	623,042	319,937	18,498,461

County								
DISTRICT	DESCRIPTION	PERSONAL PROPERTY	REAL PROPERTY	PUBLIC SERVICE	TOTAL VALUATION	HOMESTEAD EXEMPTIONS	OTHER EXEMPTIONS	NET VALUATION
C001	Johnston County	60,066,545	60,654,536	45,502,313	166,223,394	2,084,389	1,384,472	162,754,533
COUNTY TOTAL VALUATION		60,066,545	60,654,536	45,502,313	166,223,394	2,084,389	1,384,472	162,754,533

School								
DISTRICT	DESCRIPTION	PERSONAL PROPERTY	REAL PROPERTY	PUBLIC SERVICE	TOTAL VALUATION	HOMESTEAD EXEMPTIONS	OTHER EXEMPTIONS	NET VALUATION
J130	Stonewall JI-30	40,287	1,367,557	753,659	2,161,503	42,473	32,387	2,086,643
S0D7	Mannsville D-7	2,444,480	4,834,706	1,731,273	9,010,459	245,102	111,426	8,653,931
S0I2	Mill Creek I-2	43,001,910	5,680,949	4,905,372	53,588,231	179,980	117,144	53,291,107
SD10	Ravia D-10	1,904,968	5,872,297	5,098,086	12,875,351	232,926	139,644	12,502,781
SI20	Tish I-20	8,774,712	25,018,402	17,009,000	50,802,114	748,935	554,156	49,499,023
SI29	Milburn I-29	610,567	7,000,865	7,521,405	15,132,837	299,210	201,583	14,632,044
SI35	Coleman I-35	2,189,156	6,191,292	62,648	8,443,096	154,118	166,273	8,122,705
SI37	Wapanucka I-37	1,100,465	4,688,468	8,420,870	14,209,803	181,645	61,859	13,966,299
SCHOOL TOTAL VALUATION		60,066,545	60,654,536	45,502,313	166,223,394	2,084,389	1,384,472	162,754,533

Vo-Tech								
DISTRICT	DESCRIPTION	PERSONAL PROPERTY	REAL PROPERTY	PUBLIC SERVICE	TOTAL VALUATION	HOMESTEAD EXEMPTIONS	OTHER EXEMPTIONS	NET VALUATION
V14	Vo-Tech 14	40,287	1,367,557	753,659	2,161,503	42,473	32,387	2,086,643
V20	Vo-Tech 20	2,444,480	4,834,706	1,731,273	9,010,459	245,102	111,426	8,653,931
V7	Vo-Tech 7	1,100,465	4,688,468	8,420,870	14,209,803	181,645	61,859	13,966,299
VO-TECH TOTAL VALUATION		3,585,232	10,890,731	10,905,802	25,381,765	469,220	205,672	24,706,873

2023 JOHNSTON COUNTY ASSESSOR'S OFFICE REPORT TO THE EXCISE BOARD

07/28/2023

I, Guyla Hart, Assessor of Johnston County Oklahoma, do hereby certify that the foregoing is a true and correct statement of valuations for Real Estate, Personal Property, Public Service and Homestead Exemptions as certified by the State Board of Equalization and shown by the records in the County Assessor's office. Subscribed by my name and affixed the seal of the County Assessors office on this day of 07/28/2023.

State of Oklahoma)
) SS
Johnston County)

Guyla Hart

7/28/23
Date

Guyla Hart
County Assessor
Johnston County



Seal

I, Kathy Ross, County Clerk of Johnston County Oklahoma, do hereby certify that the above is a true, correct and complete list of the valuations of Johnston County Oklahoma as certified by the Johnston County Assessor's office.

Kathy Ross



Kathy Ross
County Clerk
Johnston County

Seal

Excise Board:

Ron Shaffer *Star Pugh* *JD Herbert-Brogden*

8/7/23
Date

Real	Count	Value
Agricultural	16	115,135
Commercial	174	4,607,126
Residential	1,448	8,050,050
Total Real Value	1,638	12,772,311
Homestead	358	394,940
Veteran	18	223,542
Other	0	0
Total Exempt	413	618,482

TIF Increment Value

Net Assessed 12,153,829

Net Assessed Under Protest

Senior Freeze	48	207,343
Capped Parcels	1,476	10,454,435

Personal	Count	Value
Agricultural	8	8,853
Commercial	182	1,159,661
Mobile Home	10	41,188
Total Personal	200	1,209,702
Total Exempt	1	180

TIF Increment Value

Net Assessed 1,209,522

Net Assessed Under Protest

Public Service	Count	Value
Total PS Value	8	942,546

TIF Increment Value

Net Assessed 942,546

District Totals

Total Gross Value	14,924,559
Homestead Loss	394,940
Other Exemption Loss	223,722

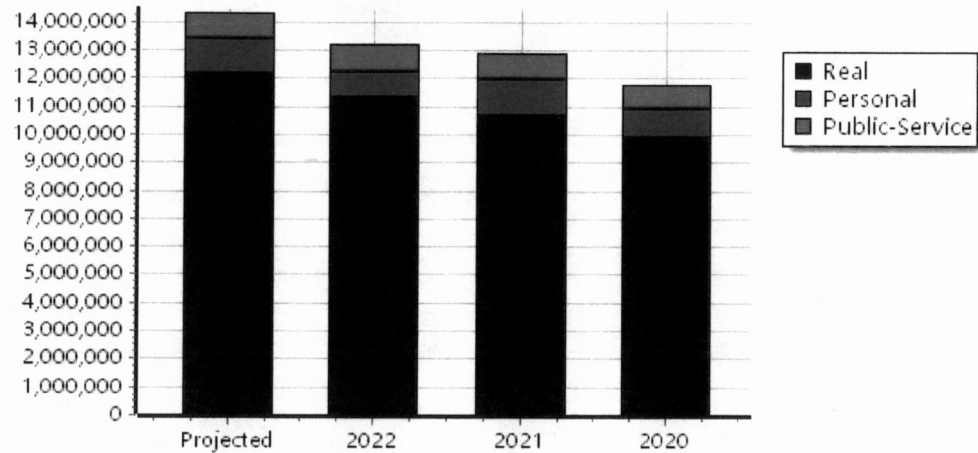

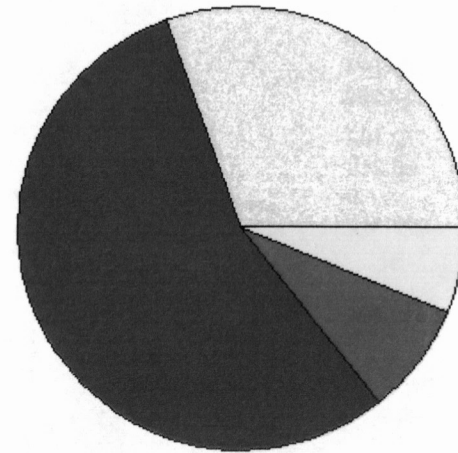
TIF Increment Value

Retained TIF Value

Net Assessed Value 14,305,897

Net Assessed Under Protest

* Public Service Protests Values are not included on this report.



Real	Count	Value
Agricultural	30	109,627
Commercial	34	293,795
Residential	554	2,634,874
Total Real Value	618	3,038,296
Homestead	156	170,102
Veteran	5	56,210
Other	0	0
Total Exempt	176	226,312

TIF Increment Value

Net Assessed 2,811,984

Net Assessed Under Protest

Senior Freeze	24	76,381
Capped Parcels	365	1,019,391

Personal	Count	Value
Agricultural	2	2,203
Commercial	13	168,659
Mobile Home	13	37,575
Total Personal	28	208,437
Total Exempt	1	780

TIF Increment Value

Net Assessed 207,657

Net Assessed Under Protest

Public Service	Count	Value
Total PS Value	5	229,474

TIF Increment Value

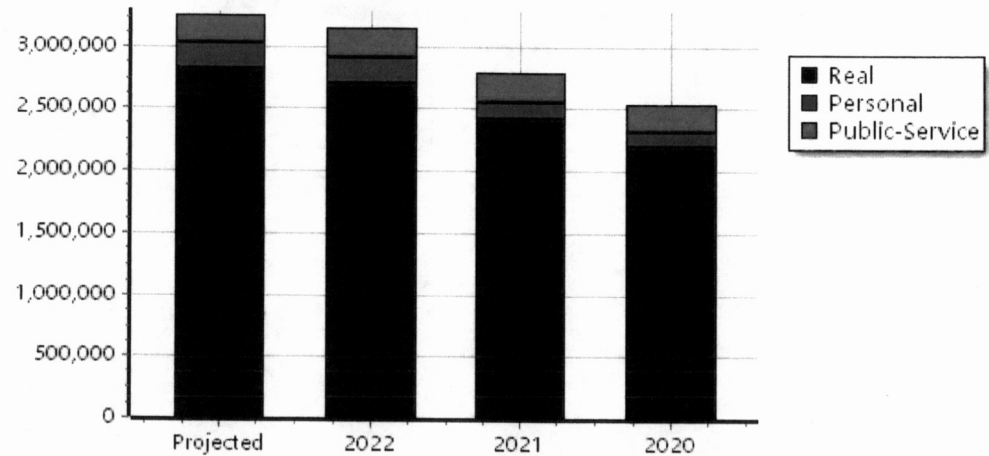

Net Assessed 229,474

District Totals

Total Gross Value	3,476,207
Homestead Loss	170,102
Other Exemption Loss	56,990
TIF Increment Value	
Retained TIF Value	
Net Assessed Value	3,249,115

Net Assessed Under Protest

* Public Service Protests Values are not included on this report.



Real	Count	Value
Agricultural	1	405
Commercial	10	154,837
Residential	214	721,820
Total Real Value	225	877,062
Homestead	50	58,000
Veteran	3	40,185
Other	0	0
Total Exempt	61	98,185

TIF Increment Value

Net Assessed 778,877

Net Assessed Under Protest

Senior Freeze	10	24,017
Capped Parcels	172	338,301

Personal	Count	Value
Agricultural	2	3,917
Commercial	6	59,216
Mobile Home	5	18,559
Total Personal	13	81,692
Total Exempt	0	0

TIF Increment Value

Net Assessed 81,692

Net Assessed Under Protest

Public Service	Count	Value
Total PS Value	2	82,880

TIF Increment Value

Net Assessed 82,880

District Totals

Total Gross Value 1,041,634

Homestead Loss 58,000

Other Exemption Loss 40,185

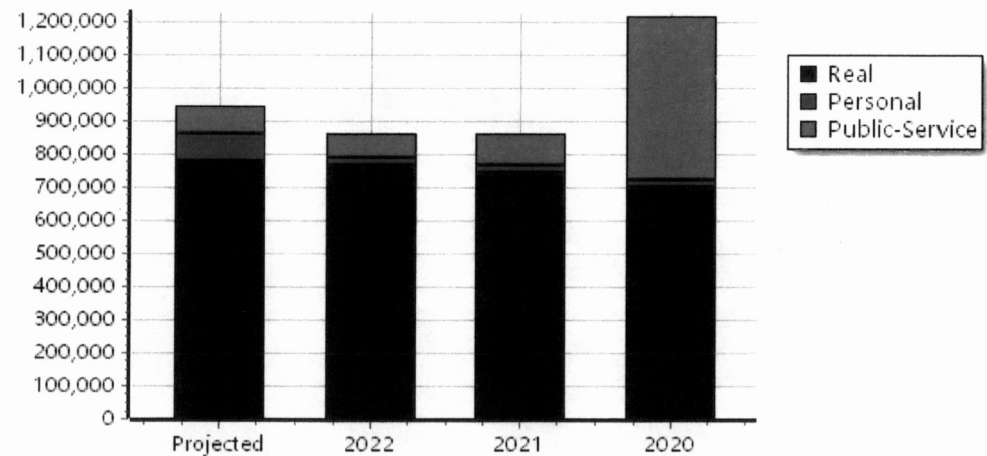

TIF Increment Value

Retained TIF Value

Net Assessed Value 943,449

Net Assessed Under Protest

* Public Service Protests Values are not included on this report.



Real	Count	Value
Agricultural	3,182	19,154,672
Commercial	435	9,603,956
Residential	6,837	31,895,908
Total Real Value	10,454	60,654,536
Homestead	1,927	2,084,389
Veteran	106	1,384,472
Other	0	0
Total Exempt	2,198	3,468,861

TIF Increment Value

Net Assessed 57,185,675

Net Assessed Under Protest

Senior Freeze	227	1,135,857
Capped Parcels	6,709	32,077,602

Personal	Count	Value
Agricultural	514	917,052
Commercial	469	58,358,849
Mobile Home	189	804,558
Total Personal	1,172	60,080,459
Total Exempt	56	13,914

TIF Increment Value

Net Assessed 60,066,545

Net Assessed Under Protest

Public Service	Count	Value
Total PS Value	125	45,502,313

TIF Increment Value

Net Assessed 45,502,313

District Totals

Total Gross Value	166,237,308
Homestead Loss	2,084,389
Other Exemption Loss	1,398,386

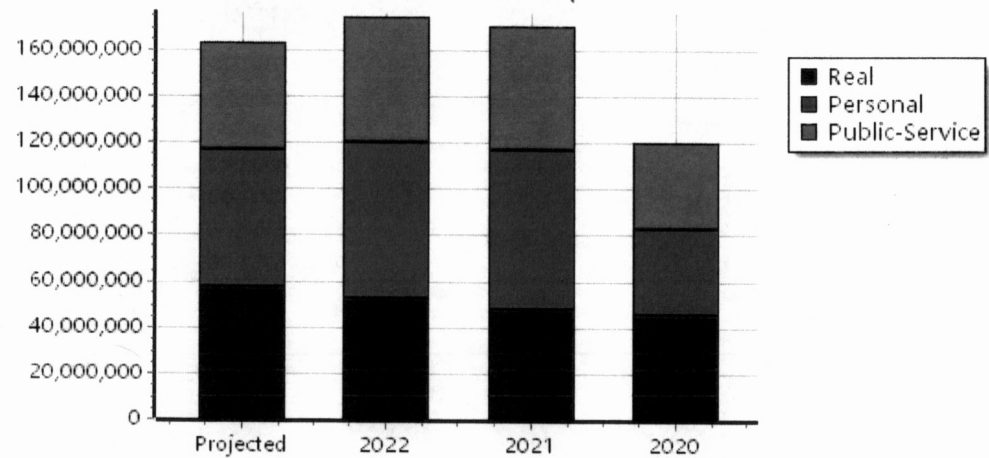

TIF Increment Value

Retained TIF Value

Net Assessed Value 162,754,533

Net Assessed Under Protest

* Public Service Protests Values are not included on this report.



Real	Count	Value
Agricultural	89	848,960
Commercial	1	921
Residential	199	517,676
Total Real Value	289	1,367,557
Homestead	38	42,473
Veteran	3	32,387
Other	0	0
Total Exempt	46	74,860

TIF Increment Value

Net Assessed 1,292,697

Net Assessed Under Protest

Senior Freeze	4	18,357
Capped Parcels	142	508,773

Personal	Count	Value
Agricultural	7	32,554
Commercial	1	96
Mobile Home	2	7,637
Total Personal	10	40,287
Total Exempt	0	0

TIF Increment Value

Net Assessed 40,287

Net Assessed Under Protest

Public Service	Count	Value
Total PS Value	5	753,659

TIF Increment Value

Net Assessed 753,659

District Totals

Total Gross Value	2,161,503
Homestead Loss	42,473
Other Exemption Loss	32,387

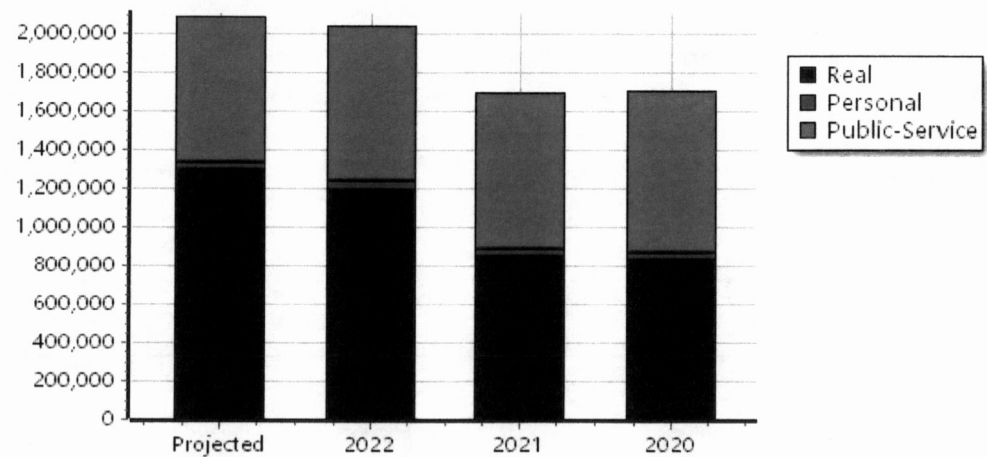

TIF Increment Value

Retained TIF Value

Net Assessed Value 2,086,643

Net Assessed Under Protest

* Public Service Protests Values are not included on this report.



Real	Count	Value
Agricultural	238	951,806
Commercial	36	295,977
Residential	713	3,586,923
Total Real Value	987	4,834,706
Homestead	226	245,102
Veteran	8	111,426
Other	0	0
Total Exempt	254	356,528

TIF Increment Value

Net Assessed 4,478,178

Net Assessed Under Protest

Senior Freeze	32	98,956
Capped Parcels	513	1,318,173

Personal	Count	Value
Agricultural	36	71,972
Commercial	35	2,239,657
Mobile Home	30	134,831
Total Personal	101	2,446,460
Total Exempt	7	1,980

TIF Increment Value

Net Assessed 2,444,480

Net Assessed Under Protest

Public Service	Count	Value
Total PS Value	15	1,731,273

TIF Increment Value

Net Assessed 1,731,273

District Totals

Total Gross Value	9,012,439
Homestead Loss	245,102
Other Exemption Loss	113,406

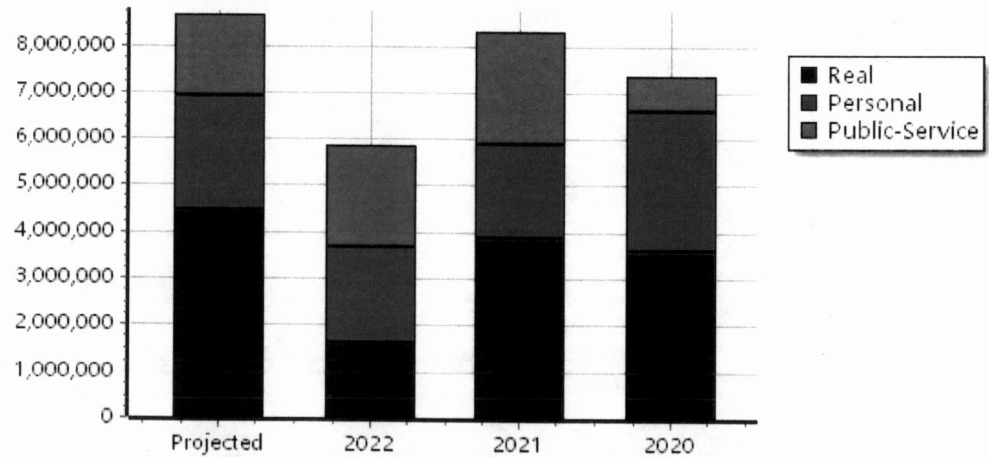
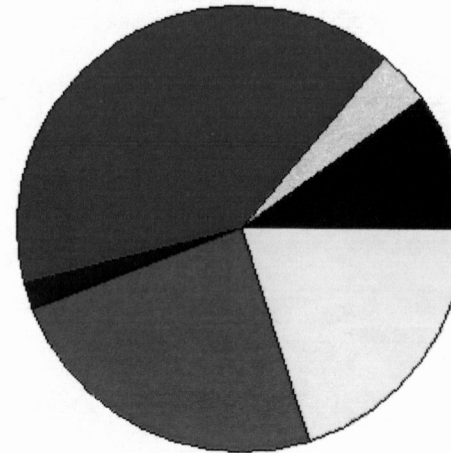
TIF Increment Value

Retained TIF Value

Net Assessed Value 8,653,931

Net Assessed Under Protest

* Public Service Protests Values are not included on this report.



Real	Count	Value
Agricultural	511	2,143,559
Commercial	72	1,655,853
Residential	499	1,881,537
Total Real Value	1,082	5,680,949
Homestead	165	179,980
Veteran	8	117,144
Other	0	0
Total Exempt	189	297,124

TIF Increment Value

Net Assessed 5,383,825

Net Assessed Under Protest

Senior Freeze	17	34,425
Capped Parcels	448	2,598,537

Personal	Count	Value
Agricultural	55	90,584
Commercial	58	42,846,686
Mobile Home	15	65,440
Total Personal	128	43,002,710
Total Exempt	4	800

TIF Increment Value

Net Assessed 43,001,910

Net Assessed Under Protest

Public Service	Count	Value
Total PS Value	17	4,905,372

TIF Increment Value

Net Assessed 4,905,372

District Totals

Total Gross Value	53,589,031
Homestead Loss	179,980
Other Exemption Loss	117,944

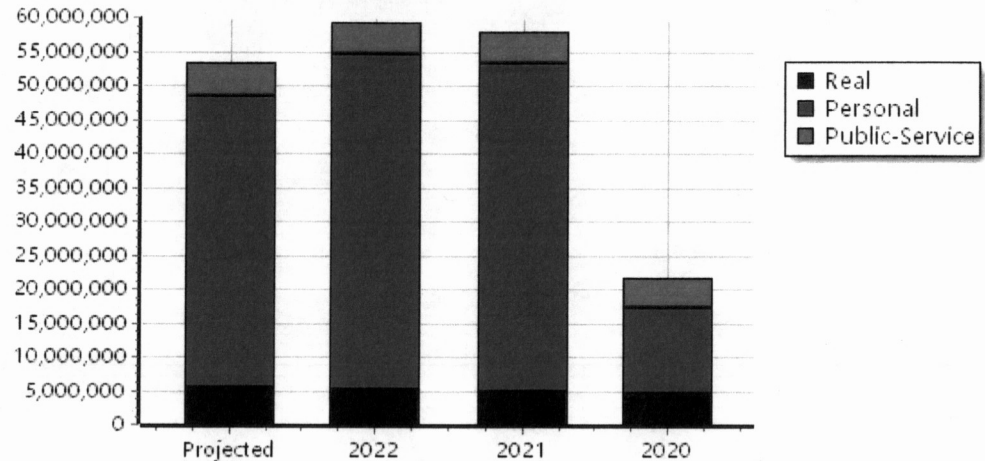

TIF Increment Value

Retained TIF Value

Net Assessed Value 53,291,107

Net Assessed Under Protest

* Public Service Protests Values are not included on this report.



Real	Count	Value
Agricultural	173	1,308,405
Commercial	36	977,478
Residential	684	3,586,414
Total Real Value	893	5,872,297
Homestead	216	232,926
Veteran	14	139,644
Other	0	0
Total Exempt	248	372,570

TIF Increment Value

Net Assessed 5,499,727

Net Assessed Under Protest

Senior Freeze	25	60,879
Capped Parcels	495	2,232,083

Personal	Count	Value
Agricultural	42	42,306
Commercial	49	1,773,028
Mobile Home	28	90,434
Total Personal	119	1,905,768
Total Exempt	4	800

TIF Increment Value

Net Assessed 1,904,968

Net Assessed Under Protest

Public Service	Count	Value
Total PS Value	16	5,098,086

TIF Increment Value

Net Assessed 5,098,086

District Totals

Total Gross Value	12,876,151
Homestead Loss	232,926
Other Exemption Loss	140,444

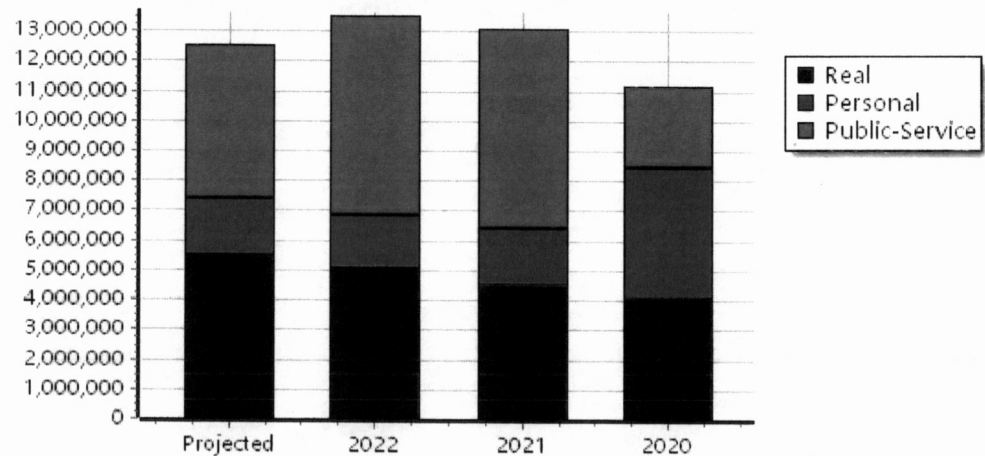

TIF Increment Value

Retained TIF Value

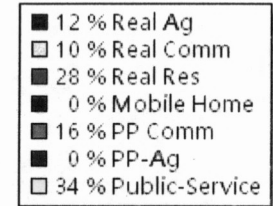

Net Assessed Value 12,502,781

Net Assessed Under Protest

* Public Service Protests Values are not included on this report.



Real	Count	Value
Agricultural	965	5,867,650
Commercial	197	4,851,679
Residential	2,887	14,299,073
Total Real Value	4,049	25,018,402
Homestead	691	748,935
Veteran	38	554,156
Other	0	0
Total Exempt	789	1,303,091



TIF Increment Value

Net Assessed 23,715,311

Net Assessed Under Protest

Senior Freeze	81	401,022
Capped Parcels	2,970	15,601,908

Personal	Count	Value
Agricultural	150	269,998
Commercial	236	8,347,613
Mobile Home	37	160,631
Total Personal	423	8,778,242
Total Exempt	18	3,530

TIF Increment Value

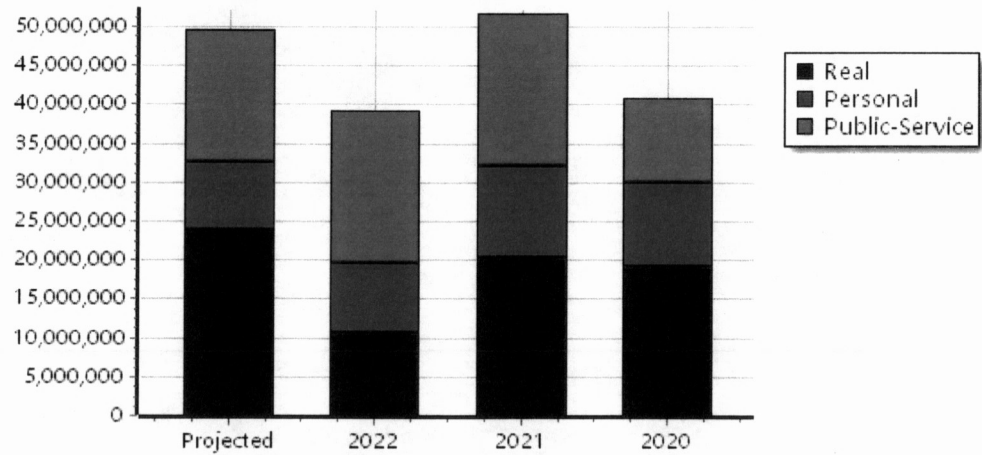
Net Assessed 8,774,712

Net Assessed Under Protest

Public Service	Count	Value
Total PS Value	31	17,009,000

TIF Increment Value

Net Assessed 17,009,000



District Totals	
Total Gross Value	50,805,644
Homestead Loss	748,935
Other Exemption Loss	557,686
TIF Increment Value	
Retained TIF Value	
Net Assessed Value	49,499,023
Net Assessed Under Protest	

* Public Service Protests Values are not included on this report.

Real	Count	Value
Agricultural	504	3,391,408
Commercial	19	237,039
Residential	673	3,372,418
Total Real Value	1,196	7,000,865
Homestead	272	299,210
Veteran	15	201,583
Other	0	0
Total Exempt	315	500,793

TIF Increment Value

Net Assessed 6,500,072

Net Assessed Under Protest

Senior Freeze	36	305,434
Capped Parcels	767	2,972,577

Personal	Count	Value
Agricultural	112	229,576
Commercial	31	195,856
Mobile Home	39	188,681
Total Personal	182	614,113
Total Exempt	9	3,546

TIF Increment Value

Net Assessed 610,567

Net Assessed Under Protest

Public Service	Count	Value
Total PS Value	17	7,521,405

TIF Increment Value

Net Assessed 7,521,405

District Totals

Total Gross Value	15,136,383
Homestead Loss	299,210
Other Exemption Loss	205,129

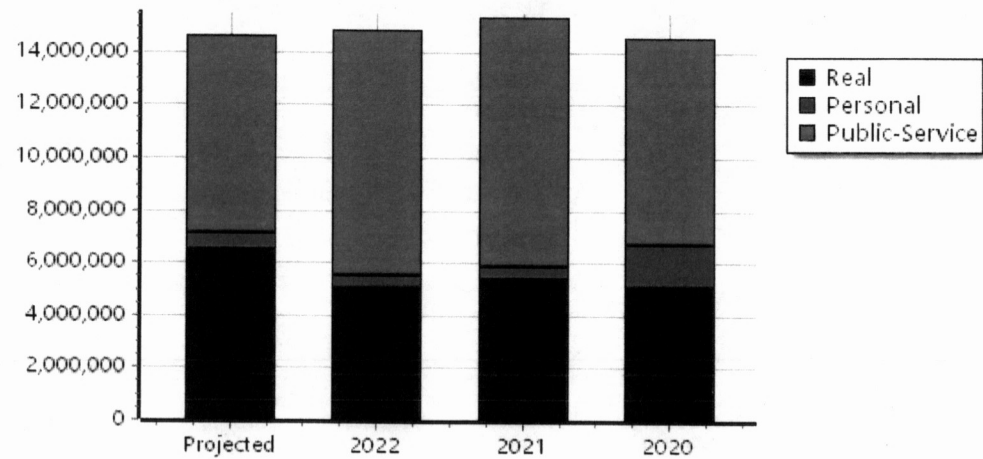
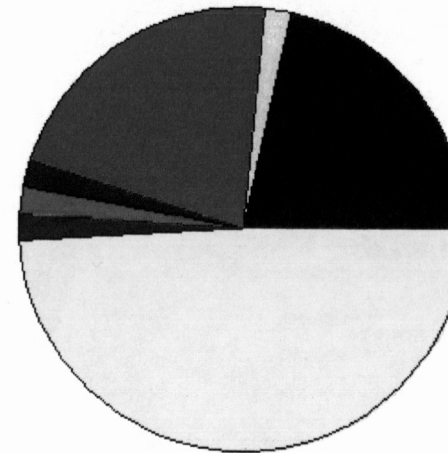
TIF Increment Value

Retained TIF Value

Net Assessed Value 14,632,044

Net Assessed Under Protest

* Public Service Protests Values are not included on this report.



Real	Count	Value
Agricultural	268	2,158,386
Commercial	20	1,195,574
Residential	434	2,837,332
Total Real Value	722	6,191,292
Homestead	151	154,118
Veteran	12	166,273
Other	0	0
Total Exempt	167	320,391

TIF Increment Value

Net Assessed 5,870,901

Net Assessed Under Protest

Senior Freeze	14	106,299
Capped Parcels	525	4,135,268

Personal	Count	Value
Agricultural	53	75,720
Commercial	33	2,020,584
Mobile Home	24	94,032
Total Personal	110	2,190,336
Total Exempt	6	1,180

TIF Increment Value

Net Assessed 2,189,156

Net Assessed Under Protest

Public Service	Count	Value
Total PS Value	6	62,648

TIF Increment Value

Net Assessed 62,648

District Totals

Total Gross Value	8,444,276
Homestead Loss	154,118
Other Exemption Loss	167,453

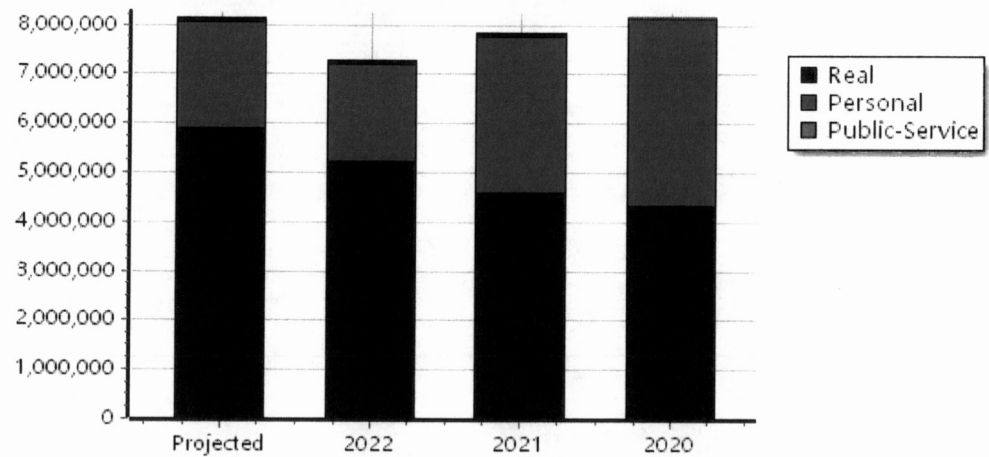
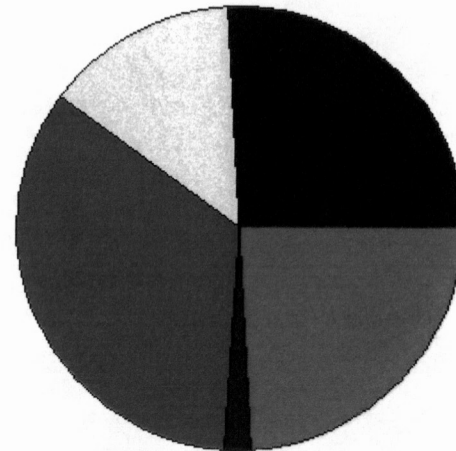
TIF Increment Value

Retained TIF Value

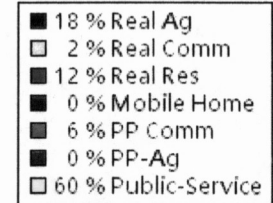
Net Assessed Value 8,122,705

Net Assessed Under Protest

* Public Service Protests Values are not included on this report.



Real	Count	Value
Agricultural	434	2,484,498
Commercial	54	389,435
Residential	748	1,814,535
Total Real Value	1,236	4,688,468
Homestead	188	181,645
Veteran	8	61,859
Other	0	0
Total Exempt	190	243,504



TIF Increment Value

Net Assessed 4,444,964

Net Assessed Under Protest

Senior Freeze	18	110,485
Capped Parcels	849	2,710,283

Personal	Count	Value
Agricultural	59	104,342
Commercial	26	935,329
Mobile Home	14	62,872
Total Personal	99	1,102,543
Total Exempt	8	2,078

TIF Increment Value

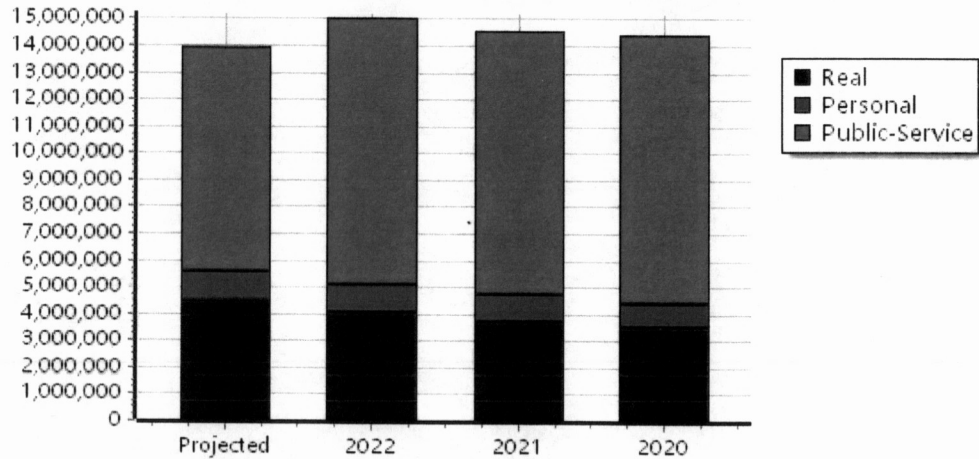
Net Assessed 1,100,465

Net Assessed Under Protest

Public Service	Count	Value
Total PS Value	18	8,420,870

TIF Increment Value

Net Assessed 8,420,870



District Totals

Total Gross Value	14,211,881
Homestead Loss	181,645
Other Exemption Loss	63,937

TIF Increment Value

Retained TIF Value

Net Assessed Value 13,966,299

Net Assessed Under Protest

* Public Service Protests Values are not included on this report.

Real	Count	Value
Agricultural	89	848,960
Commercial	1	921
Residential	199	517,676
Total Real Value	289	1,367,557
Homestead	38	42,473
Veteran	3	32,387
Other	0	0
Total Exempt	46	74,860

TIF Increment Value

Net Assessed 1,292,697

Net Assessed Under Protest

Senior Freeze	4	18,357
Capped Parcels	142	508,773

Personal	Count	Value
Agricultural	7	32,554
Commercial	1	96
Mobile Home	2	7,637
Total Personal	10	40,287
Total Exempt	0	0

TIF Increment Value

Net Assessed 40,287

Net Assessed Under Protest

Public Service	Count	Value
Total PS Value	5	753,659

TIF Increment Value

Net Assessed 753,659

District Totals

Total Gross Value	2,161,503
Homestead Loss	42,473
Other Exemption Loss	32,387

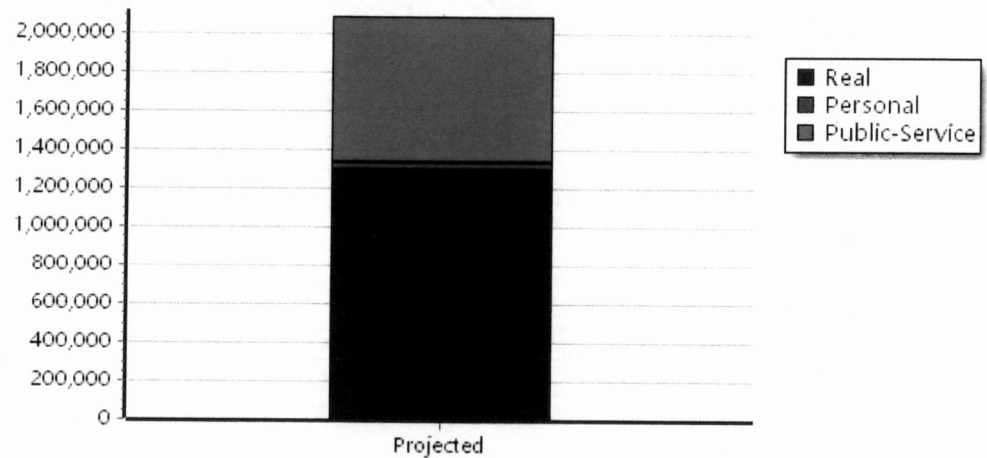

TIF Increment Value

Retained TIF Value

Net Assessed Value 2,086,643

Net Assessed Under Protest

* Public Service Protests Values are not included on this report.



Real	Count	Value
Agricultural	238	951,806
Commercial	36	295,977
Residential	713	3,586,923
Total Real Value	987	4,834,706
Homestead	226	245,102
Veteran	8	111,426
Other	0	0
Total Exempt	254	356,528

TIF Increment Value

Net Assessed 4,478,178

Net Assessed Under Protest

Senior Freeze	32	98,956
Capped Parcels	513	1,318,173

Personal	Count	Value
Agricultural	36	71,972
Commercial	35	2,239,657
Mobile Home	30	134,831
Total Personal	101	2,446,460
Total Exempt	7	1,980

TIF Increment Value

Net Assessed 2,444,480

Net Assessed Under Protest

Public Service	Count	Value
Total PS Value	15	1,731,273

TIF Increment Value

Net Assessed 1,731,273

District Totals

Total Gross Value	9,012,439
Homestead Loss	245,102
Other Exemption Loss	113,406

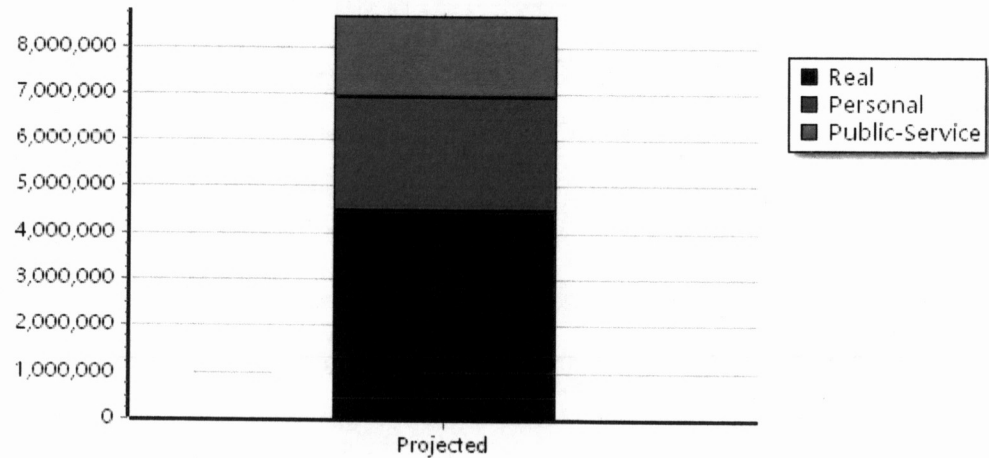
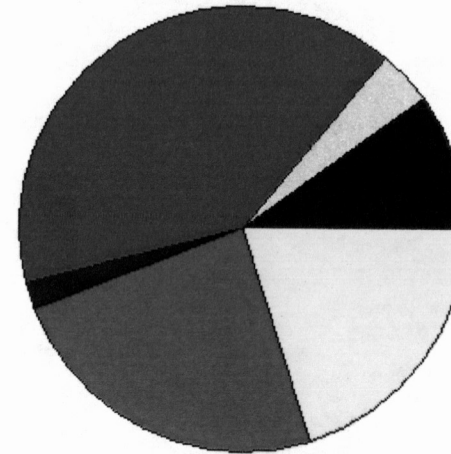
TIF Increment Value

Retained TIF Value

Net Assessed Value 8,653,931

Net Assessed Under Protest

* Public Service Protests Values are not included on this report.



Real	Count	Value
Agricultural	434	2,484,498
Commercial	54	389,435
Residential	748	1,814,535
Total Real Value	1,236	4,688,468
Homestead	168	181,645
Veteran	8	61,859
Other	0	0
Total Exempt	190	243,504

TIF Increment Value

Net Assessed 4,444,964

Net Assessed Under Protest

Senior Freeze	18	110,485
Capped Parcels	849	2,710,283

Personal	Count	Value
Agricultural	59	104,342
Commercial	26	935,329
Mobile Home	14	62,872
Total Personal	99	1,102,543
Total Exempt	8	2,078

TIF Increment Value

Net Assessed 1,100,465

Net Assessed Under Protest

Public Service	Count	Value
Total PS Value	18	8,420,870

TIF Increment Value

Net Assessed 8,420,870

District Totals	
Total Gross Value	14,211,881
Homestead Loss	181,645
Other Exemption Loss	63,937
TIF Increment Value	
Retained TIF Value	
Net Assessed Value	13,966,299

Net Assessed Under Protest
 * Public Service Protests Values are not included on this report.

